Außenansicht (M1:50)

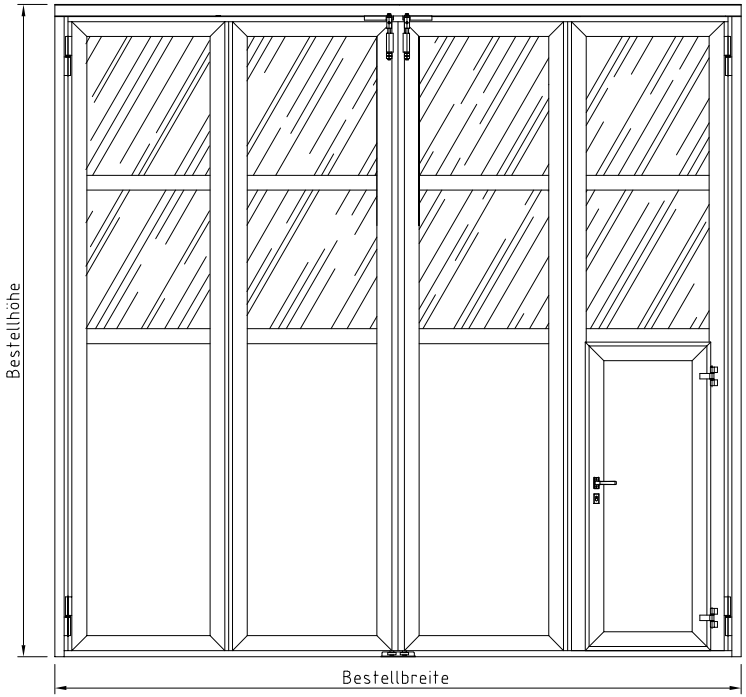

Vertikalschnitt (M1:50)

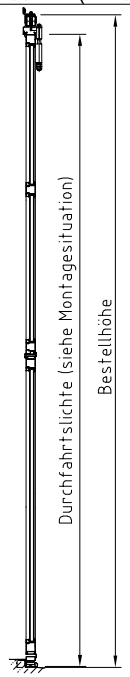

Montagesituationen im Sturz (M1:10)

a) Vor bzw. hinter der Leibung VL/HL

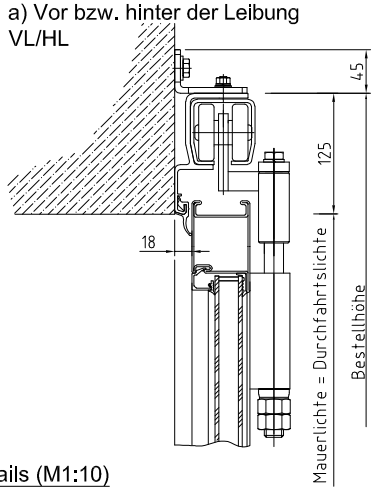

b) In der Leibung IL

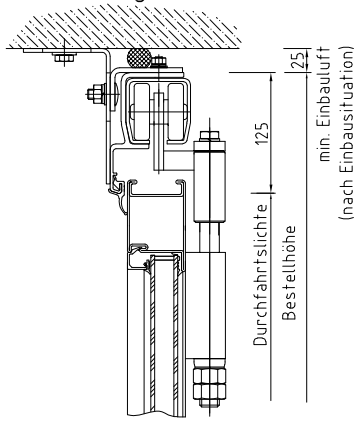

Bodendetails (M1:10)

a) Schwelle L50

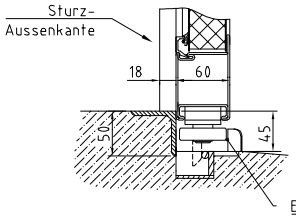

b) Schwelle L50D

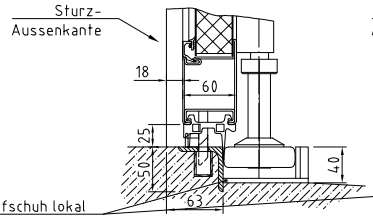

c) Schwelle U50D

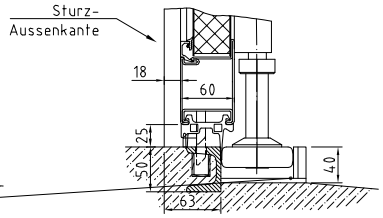

d) Schwellenlos Riegelanschlag RA

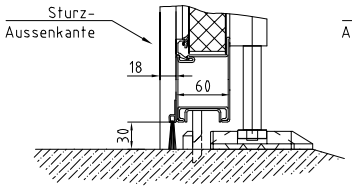

e) Flachstahlschwelle S10D

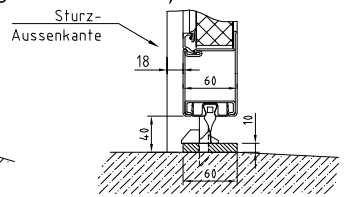

f) Bodenführung BF

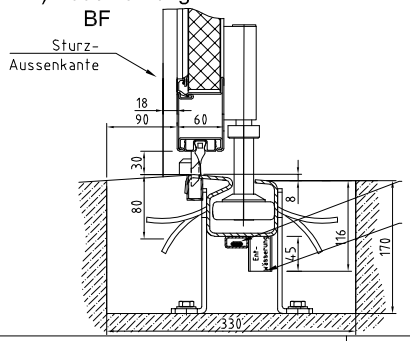

g) Bodenführung BF-light Niro

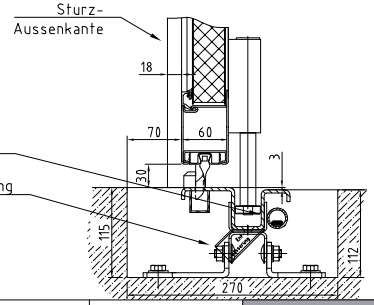

Horizontalschnitt (M1:50)

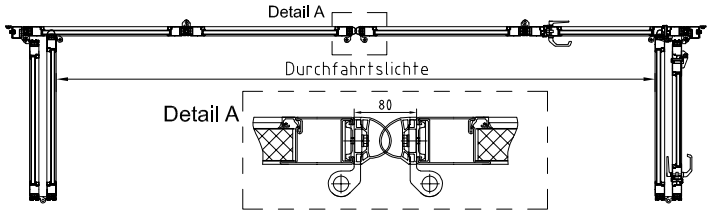

Montagesituationen (M1:10)

a) Vor bzw. hinter der Leibung VL/HL

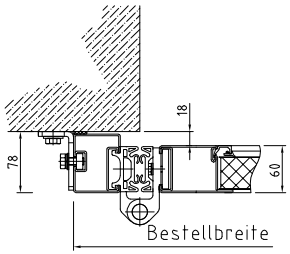

b) Vor der Leibung durch den Stock VL

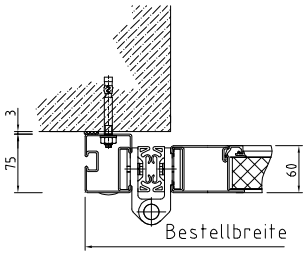

c) In der Leibung IL

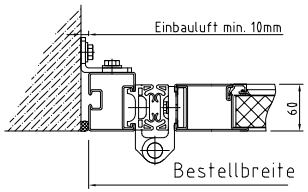

Einbauzeichnung
ST602F

01.11.2023

SCHNEIDER Torsysteme

SCHNEIDER - Torsysteme GmbH, A-4611 Buchkirchen, Kalzitstraße 1

Dateiname: SCH_EINBAU-ZNG_FALTTOR ST602F_2023-05_DE_EN